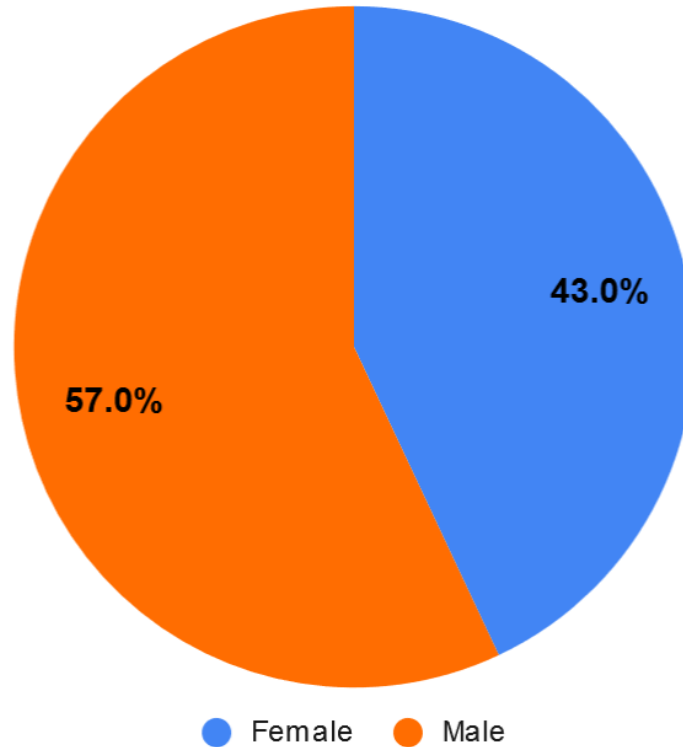


Internet Governance Forum 2018

A summary of the Gender Report Cards

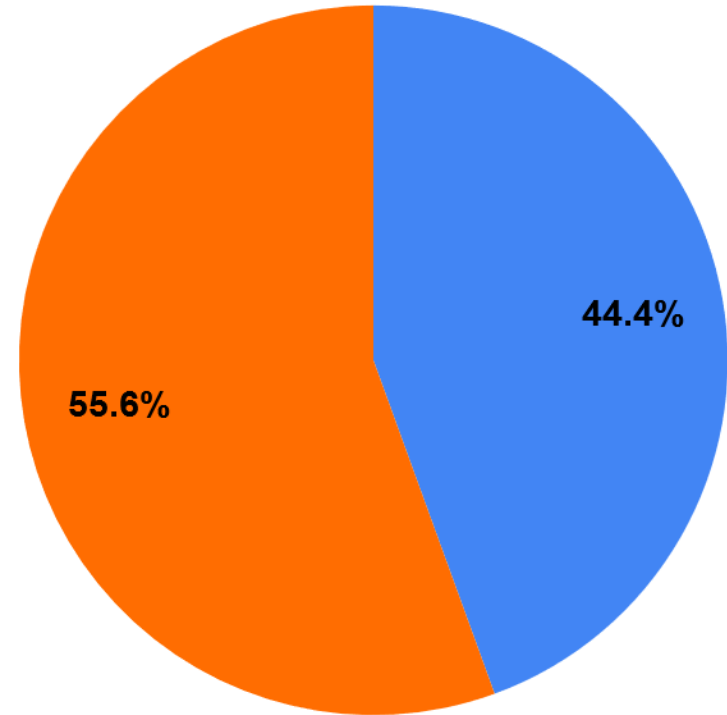
- 43% of the onsite and online participants were women

Gender distribution of online and onsite participants



- Gender report cards were completed for 76 sessions out of 171 session.

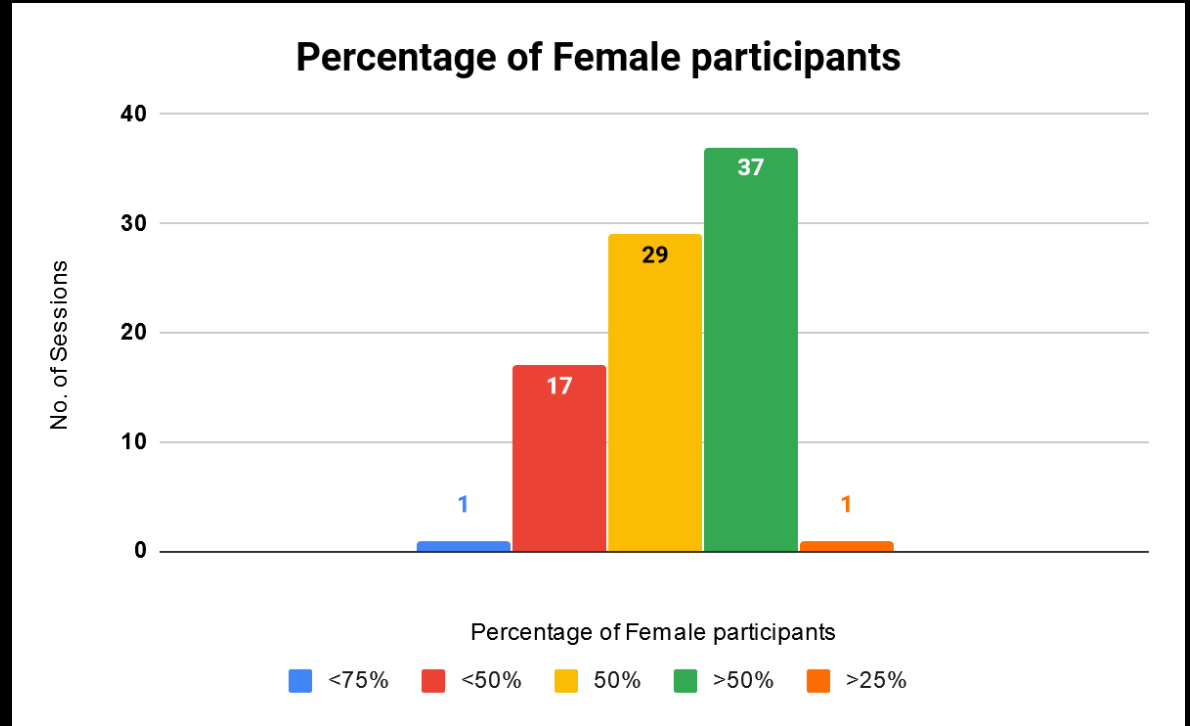
IGF 2018 Workshop Reports



● Reporting workshops ● Non-reporting workshops

Gender Diversity of Participants

- Number of female participants recorded for 85 sessions



Sessions with majority female participations

- Gender Issues and Democratic Participation: reclaiming ICTs for a Humane World
- Future of IGF: “The world is much better with the IGF than without it!”
- Who is in charge? Accountability for algorithms on platforms
- Accessibility Improved: building inclusive societies with AI Towards a Decentralized Internet Constitution?
- CLOUD Act & e-Evidence: implications for the Global South

Number of session panels with

**More women than
men speakers**

35

**More men than
women speakers**

64

**Equal number of
women and men
speakers**

10

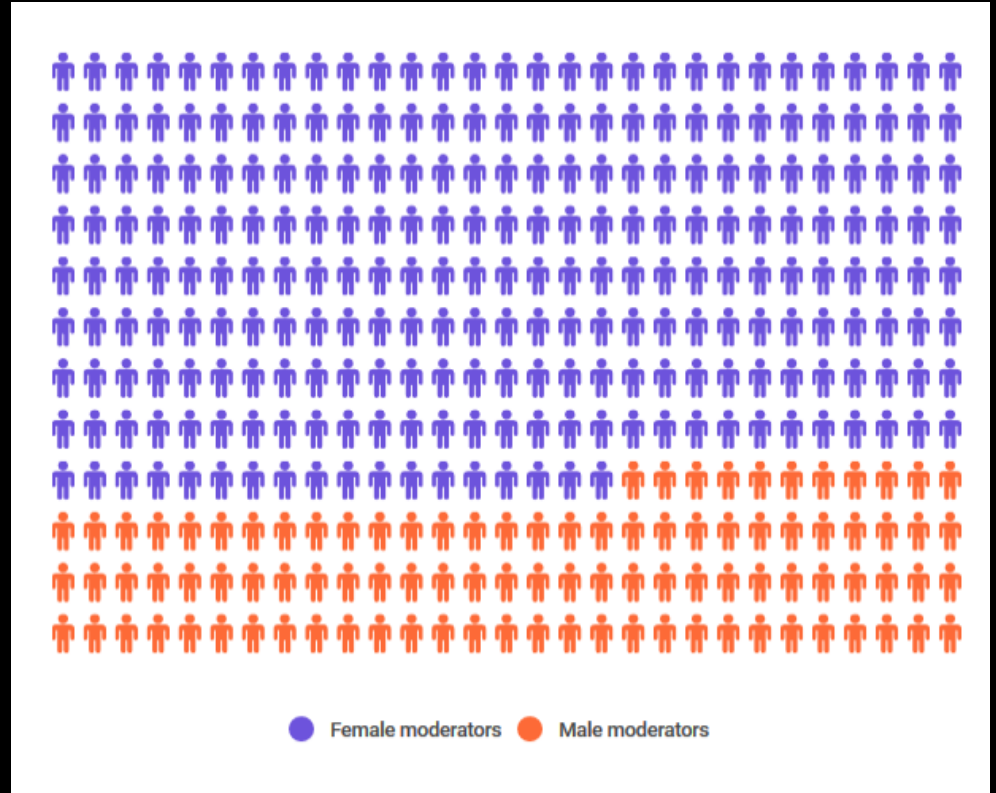
Data recorded for 109 sessions

Sessions with all women panels

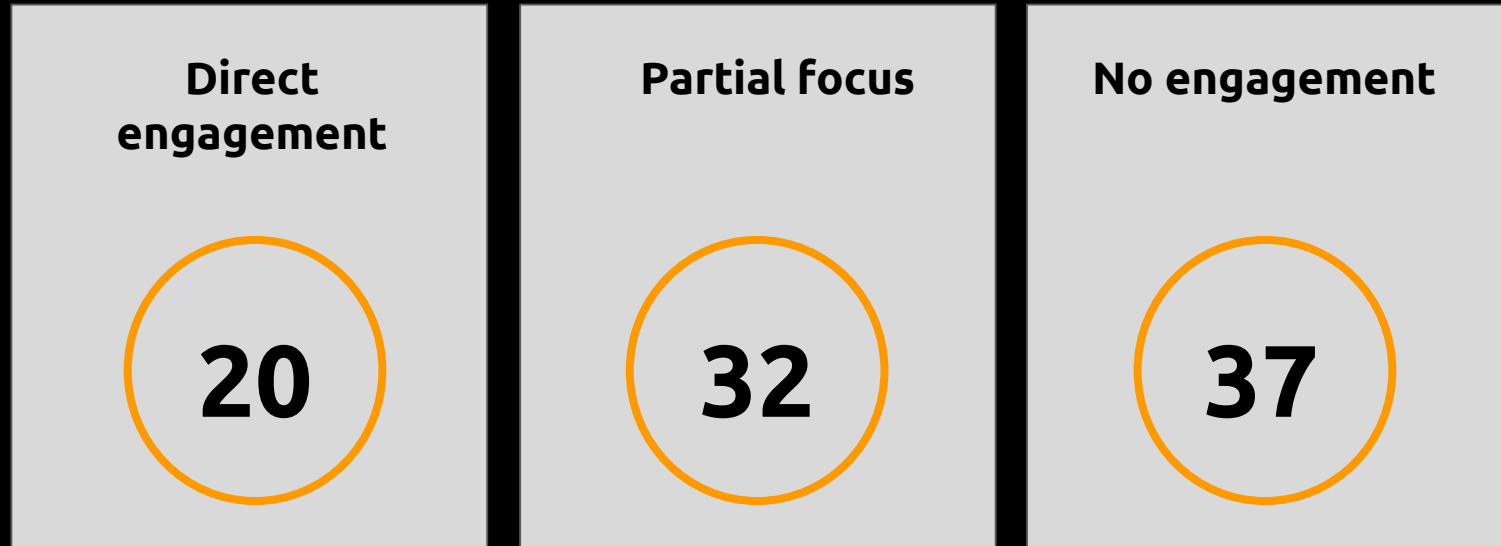
- Algorithmic transparency and the right to explanation
- What does the data say? Analyzing the Gender Digital Divide
- Preventing Youth Violence Through ICTs -BPF Gender & Internet Governance
- REFUGEE RIGHTS AND THE ONLINE ENVIRONMENT: Building Digital Futures for all?
- Dynamic Coalition on Gender and Internet Governance

Gender Diversity of Moderators

- Data was recorded for 113 sessions



Relevance of gender as a topic



Data recorded for 89 sessions.
No information on 47 sessions.

Comparison of gender diversity at IGF

Women as	IGF 2017	IGF 2018
Speakers	50.2%	45.2%
Moderators	48.9%	71.7%
Participants	41%	43%

Comparison of reporting at IGF

Categories	No. of session reports IGF 2017	No. of session reports IGF 2018
Speakers	86	109
Moderators	88	113
Participants	88	85
Total	88	76